


Series NP-LE AIRFLO® Burners



- Designed for direct-fired make-up air and process applications
- Improved emissions performance over Maxon's standard NP AIRFLO® Burner, with significantly lower levels of CO and NO₂
- Higher capacity - up to 1,000,000 Btu/hr/ft
- Shorter flame length
- Easily meets ANSI/CSA standards
- Available in low pressure version and corrosion-resistant materials



Design and Application Details

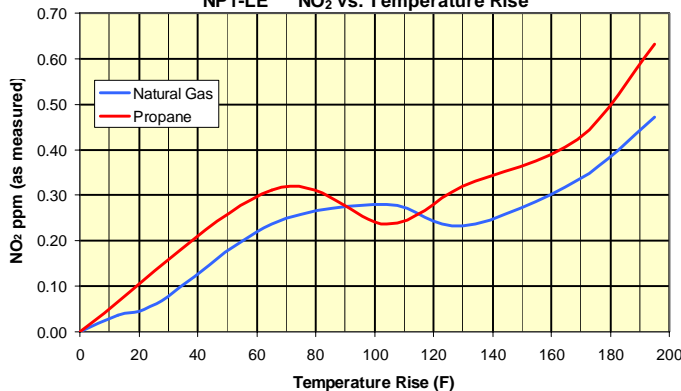
Specifications

Input Rating	Up to 1,000,000 Btu/hr/ft
Airstream Profile Differential Pressure	0.3 to 1.0 "wc
Pilot Capacity	25,000 Btu/hr @ 4"-6" wc
Burner Turndown	30:1
Maximum Upstream Temperature	600°F cast iron; 450°F aluminum
Maximum Downstream Temperature	1000°F cast iron; 850°F aluminum
Maximum Temperature Rise	760°F
Minimum Upstream Oxygen	18% O ₂
Burner Bodies	NP1-LE Cast iron and aluminum NP2-LE Cast iron
Burner Section Configurations	6" Straight 12" Straight 12" Straight with Back Inlet 6" x 12" Tee 6" x 6" Elbow (cast iron only) 36" Back Inlet (12" x 12" H-configuration)
Mixing Plates	430 Stainless Steel
Assembly Material Availability	NP1-LE: - Standard - Cast Iron Body, Cast Iron End Plates - AL - Aluminum Body, Cast Iron End Plates - ALSS - Aluminum Body & Back-up Bars, Nickle Plated End Plates, Stainless Steel Fasteners NP2-LE: - Standard - Cast Iron Body, Cast Iron End Plates
Accessories	Spark Ignitor UV Flame Scanner Connection Flame Rod Adjustable Pilot Orifice Division Plate External Mounting Assemblies

NO₂ Emissions Profile

Nominal Conditions

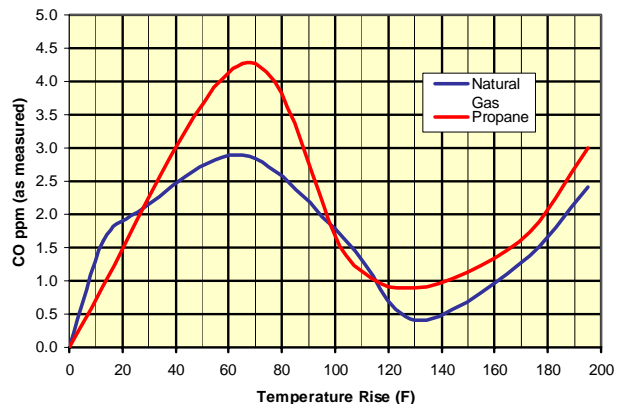
NP1-LE NO₂ vs. Temperature Rise



CO Emissions Profile

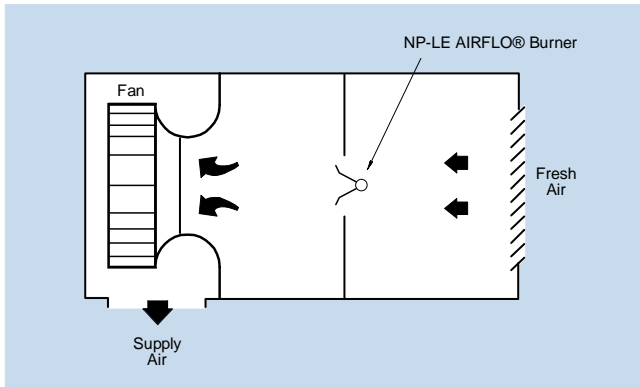
Nominal Conditions NP1-LE

CO vs. Temperature Rise

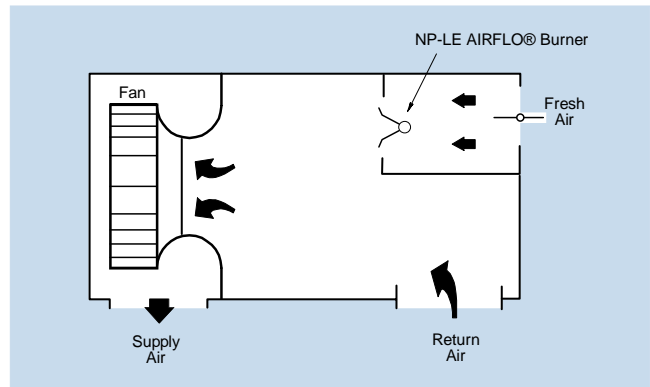


Typical Applications for Maxon Series NP-LE AIRFLO® Burners

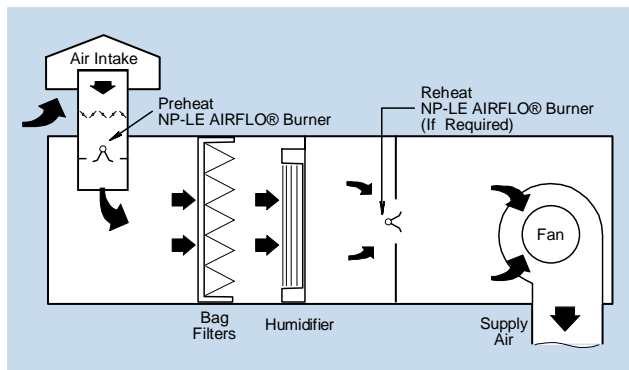
Packaged Make-up Air Systems with 100% Outside Air



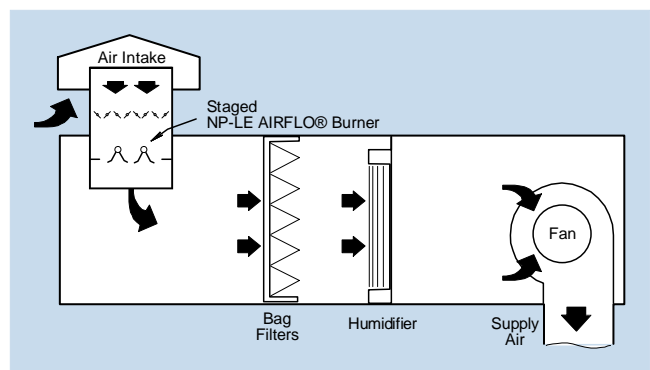
Packaged Make-up Air Systems with Partially Recirculated Air



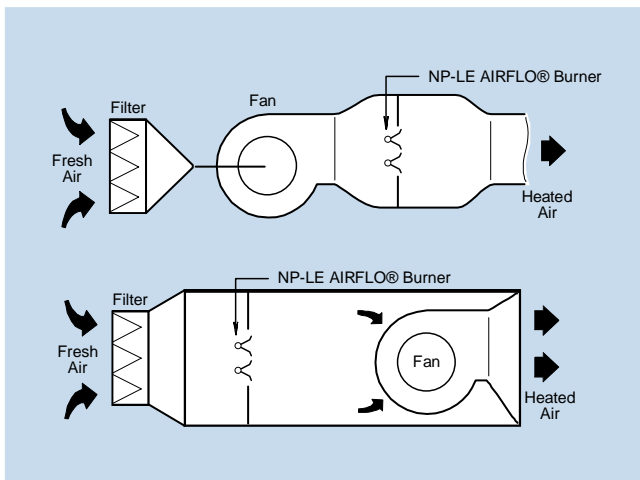
Single-stage Burner Heated Paint Spray Booths with Re-heat Option



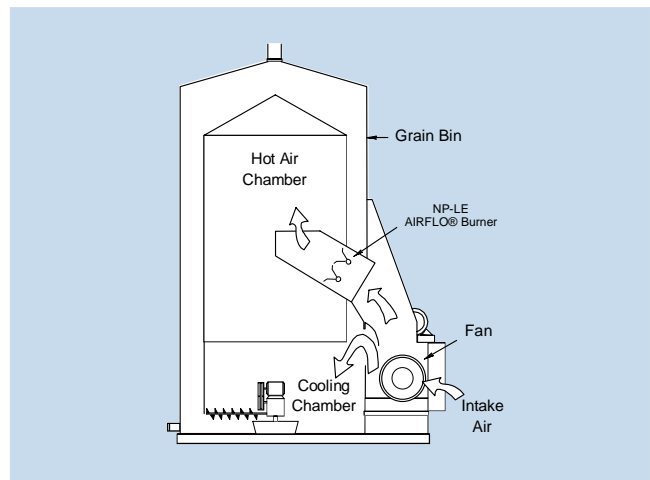
Humidity Controlled, 2-stage Burner Heated Paint Spray Booths



Drying, Baking & Curing Operations

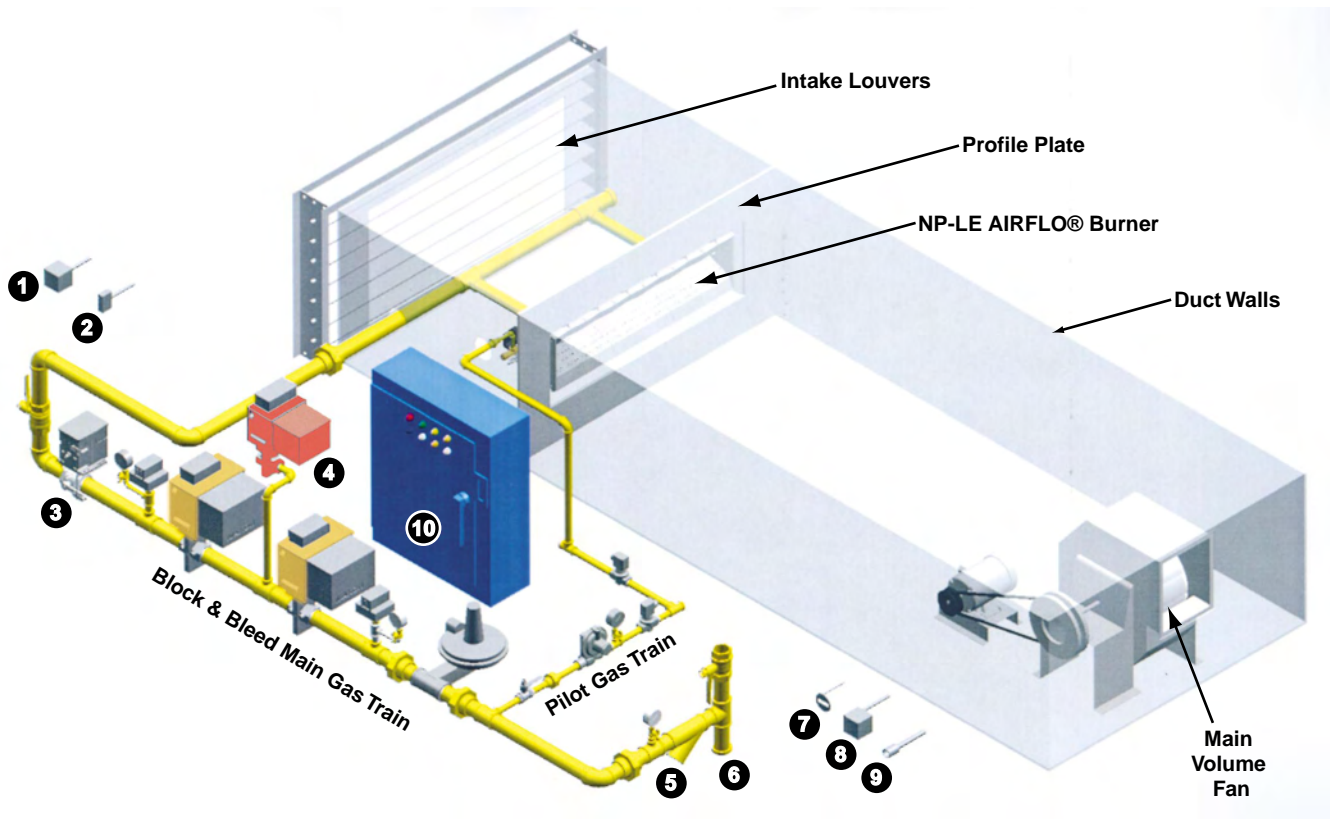


Grain Dryers



Design and Application Details

System components normally used in conjunction with a Maxon NP-LE AIRFLO® Burner application



Legend:

Item Number	Description
1	Outside thermostat
2	Intake high temperature limit switch
3	Control valve
4	Vent valve
5	Strainer
6	Drip leg
7	Differential air switch
8	High temperature switch
9	Discharge air thermostat
10	Sequencing Control Panel

