

# Model PD148 AC/DC Input Annunciator

**W**hen it comes to low-cost, high efficiency and ease of use, the PD148 beats message centers and pilot lights hands down. The PD148 is a low-cost, easy-to-use AC/DC input annunciator that displays up to 8 messages at once and features a built-in horn. Acceptable voltage inputs range from 90 to 250 VAC/VDC. Each LED may be configured for either "Active ON" or "Active OFF" illumination. Interchangeable LEDs (Red, Yellow, or Green) allow for customized alarm messages. Precision Digital also prints custom message labels free of charge.

## Specifications

**NUMBER OF INPUTS:** Eight

**TYPE OF INPUTS:** 90 to 250 VAC/VDC

**ISOLATION:** 1500 V RMS input to input and input to power.

**NUMBER OF OUTPUTS:** Eight

**VISUAL:** 8 Visual LEDs. LED color is Red. Yellow or Green LEDs are available.

**AUDIO:** Input 1 drives a horn rated 75 dB @ 10cm, in addition to also driving channel 1 LED. Horn may be deactivated by removing JP1 jumper.

**ALARM MESSAGES:** Custom printed free of charge. Area available per message is 1.25" X .28" (32 mm X 7 mm); user may specify any size and length that will fit in this area. Two lines of 14 characters each at 9 point type will fit.

**POWER:** 115 or 230 VAC ±10%, 50/60 Hz (Field Selectable); 3 VA

**ENVIRONMENTAL:**

**OPERATING TEMPERATURE RANGE:** -10 to 65°C

**STORAGE TEMPERATURE RANGE:** -40 to 85°C

**RELATIVE HUMIDITY:** 0 to 90% non-condensing

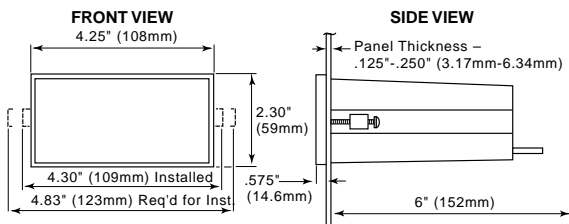
**ENCLOSURE:** 1/8 DIN, high impact plastic, UL 94V-0

**FRONT PANEL:** Type 4X, NEMA 4X, panel gasket provided

**CONNECTIONS:** Removable screw terminal block rated for 300 VRMS.

**UL FILE NUMBER:** E206095; 508 Industrial Control Equipment

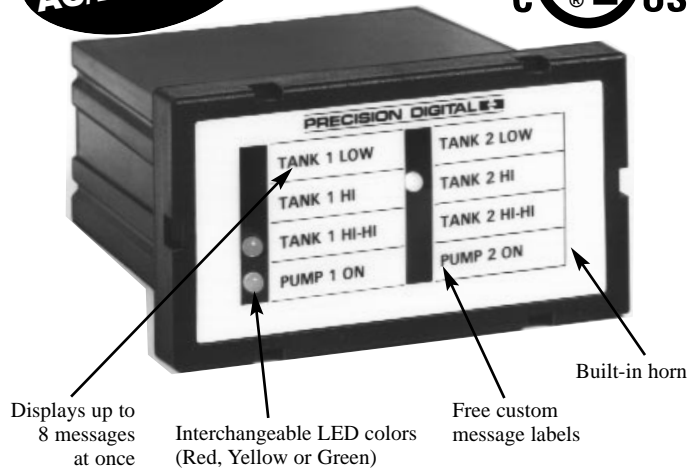
## MOUNTING DIMENSIONS



### Notes:

1. Panel cutout required: 1.772" x 3.622" (45mm x 92mm) 1/8 DIN
2. Panel thickness: 0.125" - 0.250" (3.17mm - 6.34mm)
3. Allow 6 inches (152mm) behind the panel
4. Weight 8 oz. (227g)

**NEW!**  
AC/DC Input



• **Low Cost**

• **Simple Installation**

• **No Programming**

• **90 to 250 VAC/VDC Inputs**

• **LEDs Configurable for "Active On" or "Active Off"**

## Ordering Information

Model:	Description:
PD148	AC/DC Input Annunciator
PDX128G	Green LEDs (10)
PDX128Y	Yellow LEDs (10)

Please visit the Precision Digital website at

**www.predig.com**

for complete information on the entire line of Precision Digital products, technical information and much more.

YOUR LOCAL DISTRIBUTOR IS:

**PHONE (800) 343-1001 • FAX (317) 216-1277**



**www.predig.com**

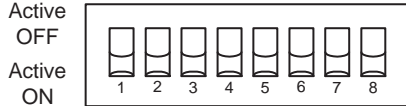
# Model PD148 AC/DC Input Annunciator

## OPERATION

The PD148 is factory set to 115 VAC operation.

The power supply operation voltage must be configured before any connections are made. From the front of the device, snap off the front cover, unscrew the two retaining screws, and slide out the PCB. Locate the voltage selector switch (S1) and switch to desired operation voltage (115 VAC or 230 VAC).

LED Active On and Active Off illumination may be configured by removing the snap off front cover and setting the DIP switch (S2) for each LED output. To program an LED for Active On operation, set the corresponding switch on S2 to the lower position. To program an LED for Active Off operation, set the corresponding switch on S2 to the upper position.



Active ON: LED ON with input voltage

Active OFF: LED ON with no input voltage

The audio horn is connected to input channel 1 and may be de-activated by removing the snap off front cover and removing the JP1 jumper.

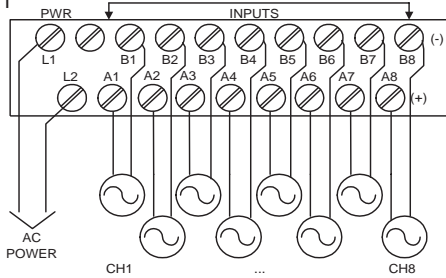
## CONNECTIONS

Input power connections for the PD148 annunciator are made to the L1 and L2 positions of the 19 position screw terminal connector.

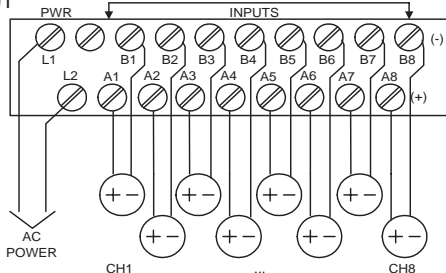
Input signal connections for the PD148 annunciator are made to the A and B positions of the 19 position screw terminal connector. Refer to diagram below.

All field wiring to be made using 600 volt 14-22 AWG wire. Using 60/75°C copper conductor only. Tighten all screw terminals to 7.0 in-lbs.

### AC INPUT



### DC INPUT



Note: The PD148 will accept a combination of AC and DC signals.

## MESSAGE LABELS

Alarm message labels for the PD148 may be factory printed at no charge, or field printed using a laser printer with clear self-adhesive labels.

Factory printed message labels may be ordered at any time by completing the following form. (Note: message #1 is the top message on the left side and #2 is below it. #5 is the top message on the right side.) Make copies of this page for additional message labels.

\_\_\_\_\_ Please include label with my order  
 \_\_\_\_\_ I have the PD148, please send ASAP

Quantity \_\_\_\_\_  
 Name \_\_\_\_\_  
 Title \_\_\_\_\_  
 Company \_\_\_\_\_  
 Mailing Address \_\_\_\_\_  
 City, St., Zip \_\_\_\_\_  
 Phone \_\_\_\_\_  
 Fax \_\_\_\_\_  
 E Mail \_\_\_\_\_  
 PO# \_\_\_\_\_

Custom printed free of charge. Area available per message is 1.25" X .28" (32 mm X 7 mm); user may specify any size and length that will fit in this area. Two lines of 14 characters each at 9 point type will fit.

Message No. 1


Message No. 2


Message No. 3


Message No. 4


Message No. 5


Message No. 6


Message No. 7


Message No. 8


LIM148 Rev A 10/99

## PRECISION DIGITAL CORPORATION

CORPORATE HEADQUARTERS  
 19 Strathmore Road • Natick, MA 01760  
 Tel: (508) 655-7300 • Fax: (508) 655-8990

SALES OFFICES  
 7031 Corporate Circle • Indianapolis, IN 46278  
 Tel: (800) 343-1001 • Fax: (317) 216-1277



www.predig.com