

Level instruments

Continuous level measurement - Radar transmitters

SITRANS LR260

Overview



SITRANS LR260 is a 2-wire 25 GHz pulse radar level transmitter for continuous monitoring of solids in storage vessels including extreme levels of dust and high temperatures, to a range of 30 m (98.4 ft).

Benefits

- Graphical local user interface (LUI) makes operation simple with plug-and-play setup using the intuitive Quick Start Wizard
- LUI displays echo profiles for diagnostic support
- 25 GHz high frequency allows for small horn antennas mounted easily in nozzles
- Communication using HART® or PROFIBUS PA
- Process Intelligence signal processing for improved measurement reliability and Auto False-Echo Suppression of fixed obstructions
- Programming using infrared Intrinsically Safe handheld programmer or SIMATIC PDM

Application

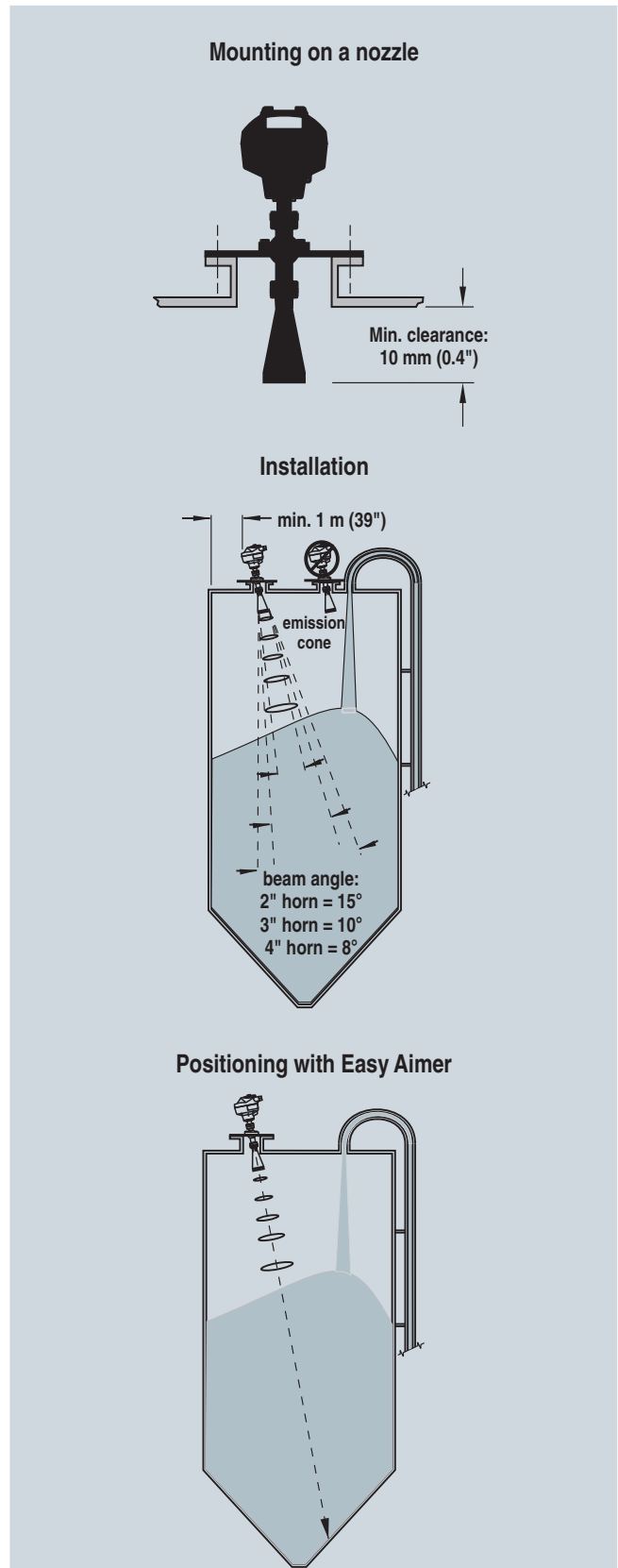
SITRANS LR260 includes a graphical local user interface (LUI) that improves setup and operation using an intuitive Quick Start Wizard, and echo profile displays for diagnostic support. Startup is easy using the Quick Start wizard with a few parameters required for basic operation.

SITRANS LR260's unique design allows safe and simple programming using the Intrinsically Safe handheld programmer without having to open the instrument's lid.

SITRANS LR260 measures virtually any solids material to a range of 30 m (98.4 ft).

- Key Applications: cement powder, plastic powder/pellets, grain, flour, coal, solids bulk storage vessels, and other applications.

Configuration



SITRANS LR260 installation

Level instruments

Continuous level measurement - Radar transmitters

SITRANS LR260

Technical specifications

Mode of operation

Measuring principle	Pulse radar level measurement
Frequency	K-band (25.0 GHz)
Minimum detectable distance	0.05 m (2") from end of horn
Maximum measuring range ¹⁾	<ul style="list-style-type: none"> • 2" horn: 10 m (32.8 ft) • 3" horn: 20 m (65.6 ft) • 4" horn: 30 m (98.4 ft)

Output - HART[®]

• Power	<ul style="list-style-type: none"> • 4 to 20 mA (± 0.02 mA accuracy) • Nominal 24 V DC (max. 30 V DC)
• Fail signal	3.6 mA to 23 mA; or last value
• Load	230 to 600 Ω , 230 to 500 Ω when connecting a coupling module
• Max. line length	Multi-wire: ≤ 1500 m (4921 ft) Protocol HART, Version 5.1

Output - PROFIBUS PA

- Per IEC 61158-2
- 15.0 mA
- Profile version 3.01, Class B

Performance (according to reference conditions IEC60770-1)

• Maximum measured error (including hysteresis and non-repeatability)	<ul style="list-style-type: none"> • 25 mm (1") from minimum detectable distance to 300 mm (11.8") • Remainder of range = 10 mm (0.39") or 0.1% of span (whichever is greater)
---	--

Rated operating conditions

Installation conditions

• Location	Indoor/outdoor
------------	----------------

Ambient conditions (enclosure)

• Ambient temperature	-40 to +80 °C (-40 to +176 °F)
• Installation category	I
• Pollution degree	4

Medium conditions

• Dielectric constant ϵ_r	$\epsilon_r > 1.6$, antenna and application dependent
• Process temperature	-40 to +200 °C (-40 to +392 °F)
• Process pressure	<ul style="list-style-type: none"> • 0.5 bar g (7.25 psi g) maximum • 3 bar g (43.5 psi g) optional with +80 °C (+176 °F) temperature max.

Design

• Enclosure	
- Construction	Aluminium, polyester powder-coated
- Conduit entry	2 x M20x1.5 or 2 x 1/2" NPT
• Degree of protection	Type 4X/NEMA 4X, Type 6/NEMA 6, IP67, IP68
• Weight	< 8.14 kg (17.9 lb) including 4" flange and standard Easy Aimer with 4" horn antenna
• Display (local)	Graphic LCD, with bar graph representing level
• Flange and horn	
- Material	304 stainless steel
- Dimensions (nominal horn sizes)	2" horn: 1.93" (49.0 mm) diameter 3" horn: 2.93" (74.5 mm) diameter 4" horn: 3.84" (97.5 mm) diameter

Process connections

• Universal flanges ²⁾	2"/50 mm, 3"/80 mm, 4"/100 mm, 6"/150 mm
-----------------------------------	--

Certificates and approvals

• General	CSA _{US/C} , CE, FM
• Radio	Europe (R&TTE), FCC, Industry Canada, C-TICK
• Hazardous	CSA/FM Class II, Div. 1, Groups E, F, G, Class III ATEX II 1D, 1/2D, 2D Ex tD A20 IP67, IP68 T100 °C

Programming

• Intrinsically Safe Siemens handheld programmer	Infrared receiver
- Approvals for handheld programmer	Intrinsically safe, ATEX II 1G EEx ia IIC T4, CSA/FM Class I, Div. 1, Groups A, B, C, D
• Handheld communicator	HART communicator 375
• PC	SIMATIC PDM
• Display (local)	Graphic local user interface including quick start wizard and echo profile displays

¹⁾ From sensor reference point

²⁾ Universal flange mates with EN 1092-1 (PN 16)/ASME B16.5 (150 lb)/JIS 2220 (10K) bolt hole pattern

[®]HART is a registered trademark of the Hart Communications Foundation.

Level instruments

Continuous level measurement - Radar transmitters

SITRANS LR260

Selection and Ordering data	Order No.
SITRANS LR260	C) 7ML5427-0
2-wire, 25 GHz pulse radar level transmitter for continuous monitoring of solids to a range of 30 m (98.4 ft).	
Order handheld programmer separately!	
Process connection Universal flat faced flange fits ANSI/DIN/JIS flanges. Easy Aimer with integral (Easy Aimer ball)	
2" / 50 mm	A
3" / 80 mm	B
4" / 100 mm	C
6" / 150 mm	D
Antenna	
2" Horn antenna, fits 50 mm or 2" nozzles ¹⁾	A
2" Horn antenna with 100 mm extension ¹⁾	B
2" Horn antenna with 200 mm extension ¹⁾	C
2" Horn antenna with 500 mm extension ^{1) 2)}	D
2" Horn antenna with 1000 mm extension ^{1) 2)}	E
3" Horn antenna, fits 80 mm or 3" nozzles ³⁾	F
3" Horn antenna with 100 mm extension ³⁾	G
3" Horn antenna with 200 mm extension ³⁾	H
3" Horn antenna with 500 mm extension ^{2) 3)}	J
3" Horn antenna with 1000 mm extension ^{2) 3)}	K
4" Horn antenna, fits 100 mm or 4" nozzles	L
4" Horn antenna with 100 mm extension	M
4" Horn antenna with 200 mm extension	N
4" Horn antenna with 500 mm extension ²⁾	P
4" Horn antenna with 1000 mm extension ²⁾	Q
Purge (Self Cleaning) Connection	
No purge connection	0
Purge connection	1
Output / Communication	
4 to 20 mA, HART [®]	0
PROFIBUS PA	1
Cable inlet	
2 x M20x1.5	A
2 x 1/2" NPT	B
Note: Polymeric cable glands will be provided with M20 devices.	
Approvals	
General purpose, CSA US/CS, FM, Industry Canada, FCC, CE, R&TTE, C-TICK	A
CSA/FM Class II, Div. I, Groups E, F, G, Class III, Industry Canada, FCC, C-TICK	B
ATEX II 1D, 1/2D, 2D T100 °C, CE, R&TTE, C-TICK	C
Pressure rating	
3 bar g (43.5 psi g) pressure maximum and +80 °C (+176 °F)	0
0.5 bar g (7.25 psi g) maximum	1
Further designs	Order code
Please add "-Z" to Order No. and specify Order code(s).	
Acceptance test certificate: Manufacturer's test certificate M to DIN 55350, Part 18 and to ISO 9000	C11
Inspection Certificate Type 3.1 per EN 10204 ⁴⁾	C12
Stainless steel tag [69 mm x 50 mm (2.71 x 1.97")]: Measuring-point number/identification (max. 27 characters) specify in plain text	Y15
Instruction manual for HART/mA device	Order No.
English	C) 7ML1998-5KE01
German	C) 7ML1998-5KE31
Note: The instruction manual should be ordered as a separate line item on the order.	
Multi-language Quick Start manual	C) 7ML1998-5XH81
This device is shipped with the Siemens Milltronics manual CD containing the complete ATEX Quick Start and instruction manual library.	

Selection and Ordering data	Order No.
Instruction manual for PROFIBUS PA device	
English	C) 7ML1998-5KF01
German	C) 7ML1998-5KF31
Note: The instruction manual should be ordered as a separate line item on the order.	
Multi-language Quick Start manual	C) 7ML1998-5XJ81
This device is shipped with the Siemens Milltronics manual CD containing the complete ATEX Quick Start and instruction manual library.	
Accessories	
Metallic cable gland M20x1.5, rated -40 °C to +80 °C (-40 to +176 °F), HART	C) 7ML1930-1AP
Metallic cable gland M20x1.5, rated -40 °C to +80 °C (-40 to +176 °F), integrated shield for PROFIBUS PA	D) 7MF4997-1AQ
Handheld programmer, Infrared, Intrinsically Safe	7ML1930-1BK
Dust cap, PTFE, for 2"/50 mm horn	7ML1930-1DE
Dust cap, PTFE, for 3"/75 mm horn	7ML1930-1BL
Dust cap, PTFE, for 4"/100 mm horn	7ML1930-1BM
HART modem/RS-232 (for use with a PC and SIMATIC PDM)	7MF4997-1DA
HART modem/USB (for use with a PC and SIMATIC PDM)	7MF4997-1DB
SITRANS RD100 Remote display - see RD100 on page 5/263	
SITRANS RD200 Remote display - see RD200 on page 5/265	

- 1) Maximum measurement range 10 m (32.8 ft)
- 2) Available with Purge connection option 0 only
- 3) Maximum measurement range 20 m (65.6 ft)
- 4) Available with Pressure rating option 0 only

® HART is a registered trademark of HART Communication Foundation
 C) Subject to export regulations AL: N, ECCN: EAR99
 D) Subject to export regulations AL: N, ECCN: EAR99H

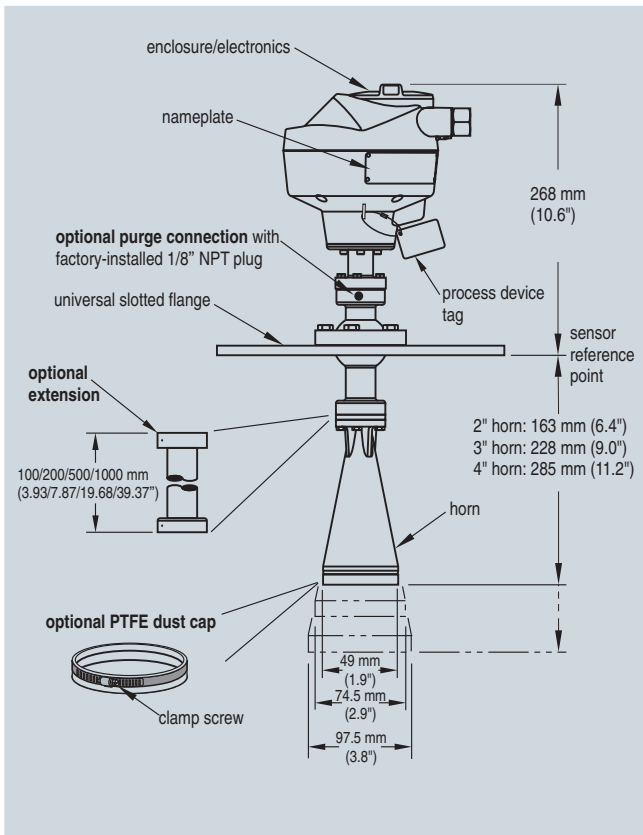
Note 1: available with no pressure rating, 0.5 bar g maximum.
 Please contact nacc.smpi@siemens.com for special requests.

Level instruments

Continuous level measurement - Radar transmitters

SITRANS LR260

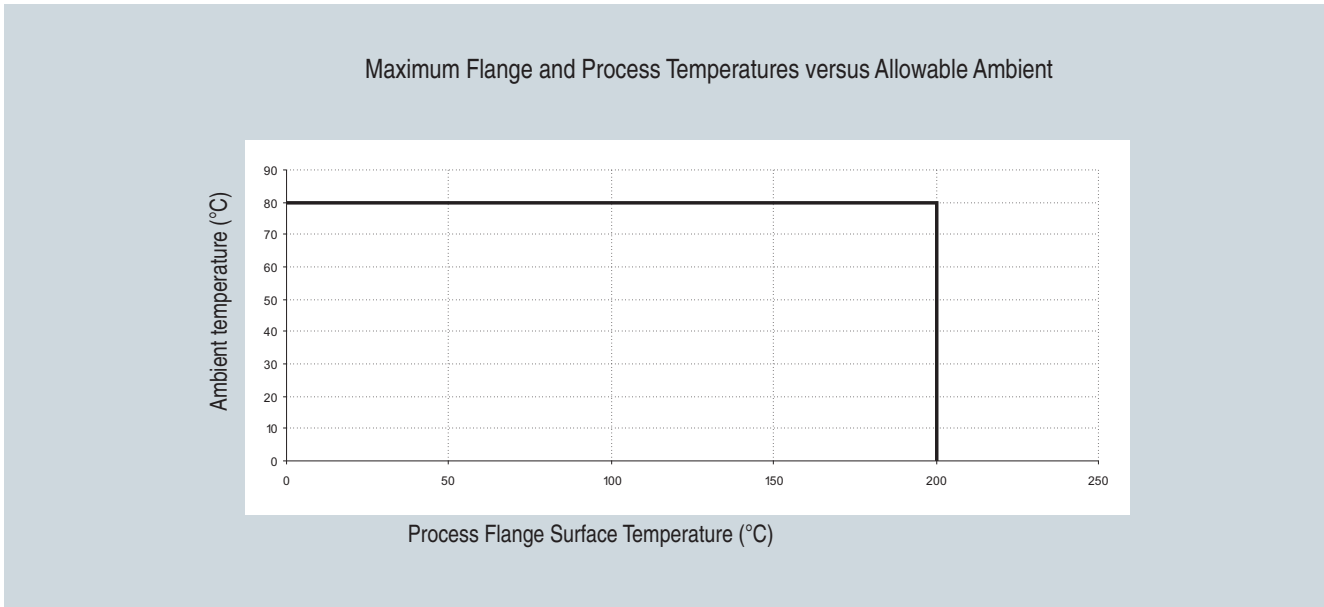
Dimensional drawings



5

SITRANS LR260 dimensions

Characteristic curves



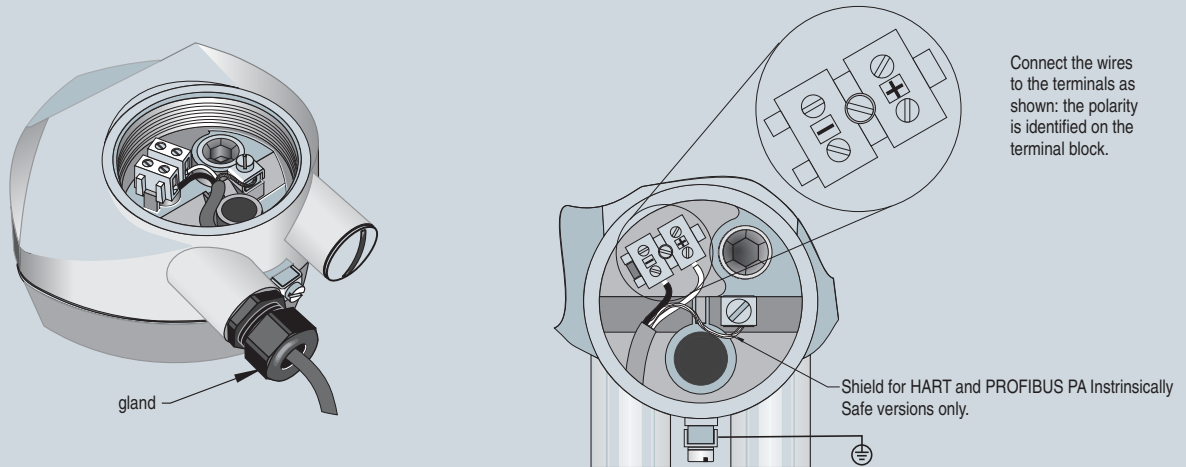
SITRANS LR250 Ambient/Process Flange Surface Temperature Curve

Level instruments

Continuous level measurement - Radar transmitters

SITRANS LR260


Schematics

**Notes:**

1. DC terminal shall be supplied from a source providing electrical isolation between the input and output, to meet the applicable safety requirements of IEC 61010-1.
2. All field wiring must have insulation suitable for rated input voltages.
3. Use shielded twisted pair cable (14 to 22 AWG) for HART version.
4. Separate cables and conduit may be required to conform to standard instrumentation wiring practices or electrical codes.

Hand Programmer

Part number:
7ML1930-1BK



SITRANS LR260 connections